

First Time Login?

1) Click on **FIRST TIME LOGIN**

Welcome to PAM E-Voting

Enter your PAM membership ID

Enter your password

Login

Self Reset Password

First Time Login?

2) Enter your **MEMBERSHIP ID** and your **PHONE NUMBER**. Click **NEXT** once finished.

sample: m999

Please enter the mobile phone number that you have given to PAM secretariat. This number is needed for TAC (Transation Authorization Code) verification to activate your account. Please put in your country code in front of your phone number. Example: +6xxxxxxxxx for Malaysia.

+ 6012345678

This TAC is only valid for 5 mins.
Should you fail to utilize or receive the TAC within the stipulated time, you will be required to register again.

Next

3) **TAC** will be sent to you through SMS. Enter the **TAC number** and click **VERIFY**.

Insert your TAC

Verify

4) Create your own password of at least 6 characters and click **REGISTER**

You are almost done with registration, please create your password now:

Password must be at least 6 characters long

Enter your password again

Register

5) Once registered, you can now **LOGIN** into the system.

Welcome to PAM E-Voting

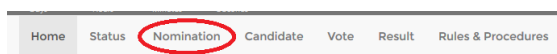
Enter your PAM membership ID

Enter your password

Login

How to nominate?

1) Once you have logged into the system, click on the **NOMINATION** tab on the menu bar.



2) In nomination page, scroll down until you reach **Nominate Office Bearers** OR **Nominate Ordinary Member Of Council** section.

3) Click on **ELIGIBLE NOMINEES** to start the nomination process.

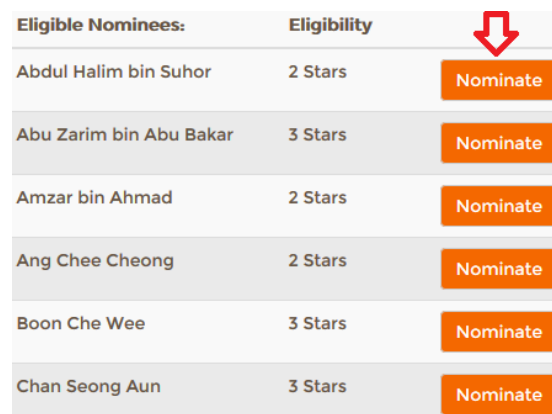
Nominate Office Bearers

NOTE: You can only nominate one eligible member for

You are not allowed to nominate or second more than

President	<input type="button" value="Nominated"/>
Deputy President	<input type="button" value="Eligible Nominees"/>
Vice President	<input type="button" value="Eligible Nominees"/>
Honorary Secretary	<input type="button" value="Eligible Nominees"/>
Honorary Treasurer	<input type="button" value="Eligible Nominees"/>

4) Choose the person that you want to nominate and click **NOMINATE**.



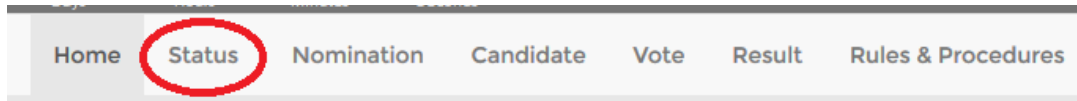
Eligible Nominees:	Eligibility	
Abdul Halim bin Suhor	2 Stars	<input type="button" value="Nominate"/>
Abu Zarim bin Abu Bakar	3 Stars	<input type="button" value="Nominate"/>
Amzar bin Ahmad	2 Stars	<input type="button" value="Nominate"/>
Ang Chee Cheong	2 Stars	<input type="button" value="Nominate"/>
Boon Che Wee	3 Stars	<input type="button" value="Nominate"/>
Chan Seong Aun	3 Stars	<input type="button" value="Nominate"/>

5) The person that you nominated will receive a notification through **SMS**.

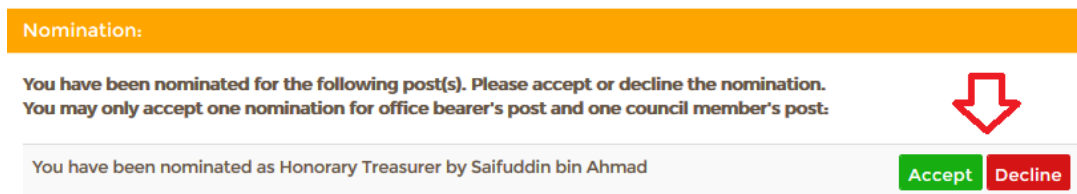


How to accept a nomination?


1) Once you have logged into the system, click on the **STATUS** tab on the menu bar.



2) Click **ACCEPT** if you agree to accept the nomination or **DECLINE** if you do not agree.



3) You must now **CHOOSE** a seconder to support your nomination.

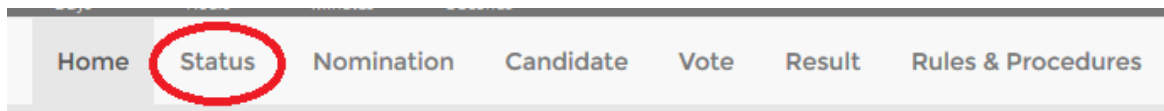


4) The person that you requested to second your nomination will receive a notification through **SMS**.



How to accept a seconder request?

1) Once you have logged into the system, click on the **STATUS** tab on the menu bar.



2) Click **ACCEPT** if you agree to second the nomination or click **DECLINE** if you do not agree.

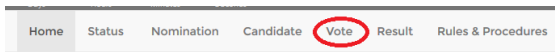


3) The nominee will be informed that his nomination has been seconded via an SMS notification.

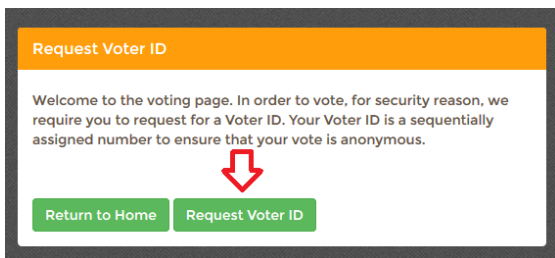


How to vote?

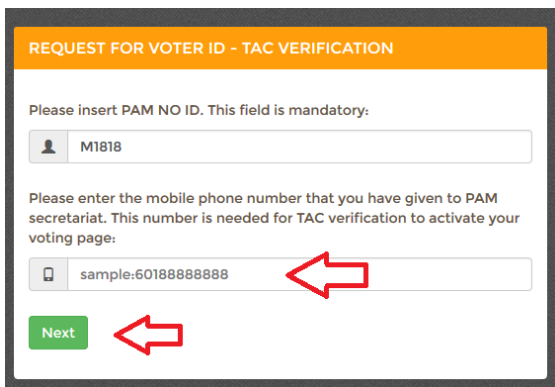
1) Once you have logged into the system, click on the **VOTE** tab on the menu bar.



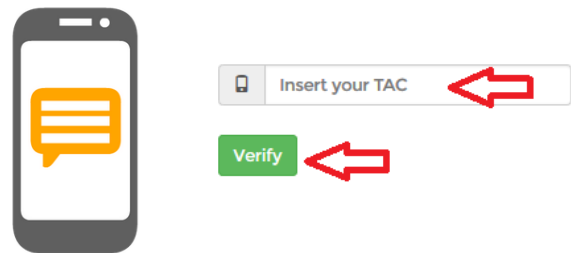
2) Click **REQUEST VOTER ID**.



3) Enter your contact number and click **NEXT** to proceed.



4) **TAC** will be sent to you through SMS. Enter the **TAC number** and click **VERIFY**.



5) On the Voting page, click **VOTE** to select your candidate.

